




	Item	G30LP
Dimensions	Unfold: Length x Width x Height	Approx. 43.7 × 18.6 × 45.1 in (1109 × 472 × 1146 mm)
	Fold: Length x Width x Height	Approx. 43.7 × 18.6 × 21.0 in (1109 × 472 × 534 mm)
Weight	Net	Approx. 38.6 lbs (17.5 kg)
Rider	Payload	66.1–220.5 lbs (30.0–100.0 kg)
	Recommended Age	14+ years
	Required Height	3'11"–6'6" (120–200 cm)
Machine Parameters	Max. Speed	Approx. 18.6 mph (30 km/h)
	Typical Range ⁽¹⁾	Approx. 24.9 miles (40 km)
	Max. Slope	Approx. 20%
	Traversable Terrain	asphalt/flat pavement; obstacles < 0.4 in (1 cm); gaps < 1.2 in (3 cm)
	Operating Temperature	14–104°F (-10–40°C)
	Storage Temperature	-4–122°F (-20–50°C)
	IP Rating	IPX5
Battery	Duration of Charging	Approx. 6.5 h
	Nominal Voltage	36 V 
	Max. Charging Voltage	42 V 
	Nominal Energy	367 Wh
	Nominal Capacity	10200 mAh
Battery Management System	Over-heating, short circuit, over-current and over-charge protection	
Motor	Max. Power	700 W (0.7 kW)
	Nominal Power	350 W (0.35 kW)
Charger	Output Power	71 W (0.071 kW)
	Input Voltage	100–240 V ~
	Output Voltage	42 V 
	Output Current	1.7 A
Features	Brake Light	LED rear light
	Riding Modes	Energy Saving mode, Standard mode and Sport mode
Tire	Tires	Tubeless tire, Material: Natural carbon-black synthetic rubber, 60/70-6.5, Straight nozzle